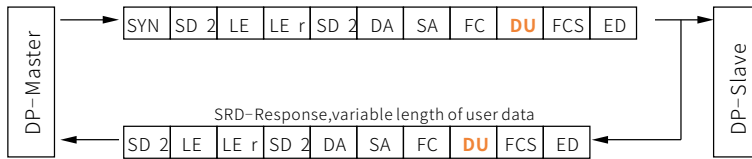




T3D Split Type

T-Series III T3D -Profibus-DP



- + Updated new generation: stronger performance
- + Quick installation: split type design, adaptable with installation in rather tight space
- + Resolution highest up to 1µm
- + The sensor address is set by dialing code, which is convenient and reliable without manual operator.



THE NEW III GENERATION



High precision



Double anti-interference



High performance chip



Wide operating voltage



Reverse polarity protection



Shock/vibration resistant

TECHNICAL PARAMETER

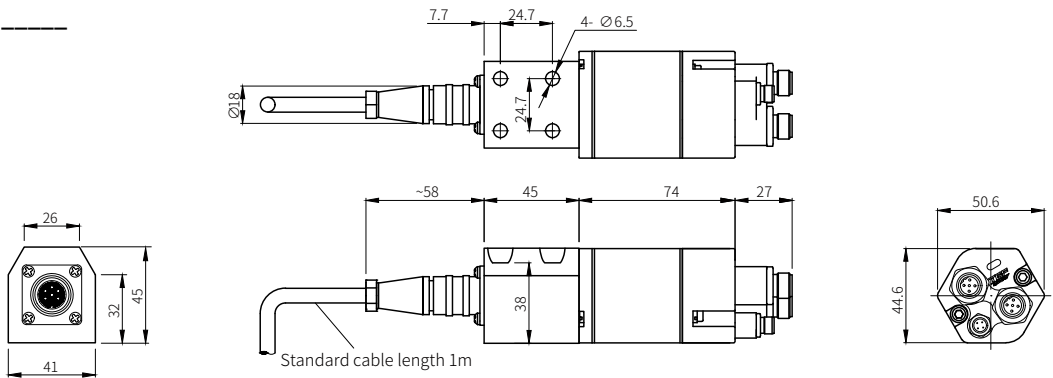
TECHNOLOGY PERCEIVES THE FUTURE

Input	Measured data	Position/Velocity										
	Position measurement range	25mm...5600mm										
Output	Interface	IEC 61158 CPF3 PROFIBUS										
	Date format	Profibus-DP subordinating station										
	Data transmission rate	Max. 12Mbit/s										
Resolution	Position resolution	1...1000µm, users can select by using GSD file										
	None-Linearity	< ±0.01%F.S. (min. ±25µm)										
	Repeatability	< ±0.001%F.S. (min. ±2.5µm)										
	Update time	Single magnet <table border="1" style="width: 100%; border-collapse: collapse;"> <tr> <td>Stroke length</td> <td>≤ 1200mm</td> <td>≤ 2400mm</td> <td>≤ 4800mm</td> <td>≤ 5600mm</td> </tr> <tr> <td>Update time</td> <td>0.5ms</td> <td>1ms</td> <td>2ms</td> <td>3.1ms</td> </tr> </table> Multi magnets: For each additional position magnet, update time is extended by 0.05ms.	Stroke length	≤ 1200mm	≤ 2400mm	≤ 4800mm	≤ 5600mm	Update time	0.5ms	1ms	2ms	3.1ms
	Stroke length	≤ 1200mm	≤ 2400mm	≤ 4800mm	≤ 5600mm							
Update time	0.5ms	1ms	2ms	3.1ms								
Temperature coefficient	< 15ppm/°C											
Mounting	Mounting position	Any										
	Electronics housing	Fixed with M6 screw										
	Pressure resistance outer tube	Embedded installation, thread metric M18×1.5, metric M16x1.5										
Design/ Material	Electronics housing	Aluminum alloy/zinc alloy										
	Measuring rod	Stainless steel 304/316L										
	Operating pressure	35MPa (continuous) ,70MPa (peak)										
Electrical connection	Wiring connection	6 pin M16 connector, double 6 pin M12 connector , two 5 pin M12 connectors and one 4 pin M8 connector, straight out cable										
	Operating voltage	9VDC...36VDC										
	Polarity protection	Up to -36VDC										
	Overvoltage protection	Up to +36VDC										
	Power consumption	< 90mA (varies with range size)										
	Dielectric strength	500 VDC (DC ground to machine ground)										
Operating conditions	Loop velocity	Any										
	Operating temperature	-40...85°C										
	Humidity	90 % relative humidity, no condensation										
	Ingress protection	Measuring rod IP68, Electronics housing IP67										
	Shock	100 g/11 ms, IEC standard 60068-2-27										
	Vibration	10 g/10...2000 Hz, IEC standard 60068-2-6 (resonant frequencies excluded)										
	EMC	Electromagnetic emission according to EN 61000-6-3 Electromagnetic immunity according to EN 61000-6-2										

ITEM CATEGORY PARAMETER

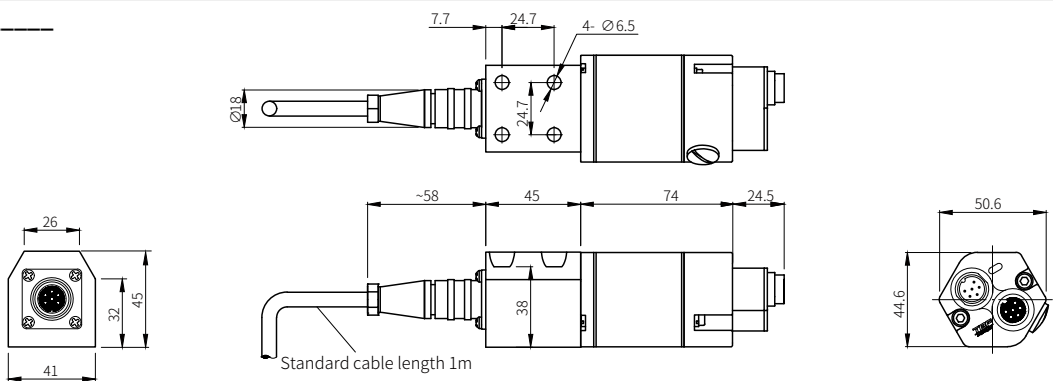
Aviation plug : 5 pin M12 (male) + 5 pin M12 (female) + 4 pin M8(male)

T3D- _____ - **D5D48** - _____



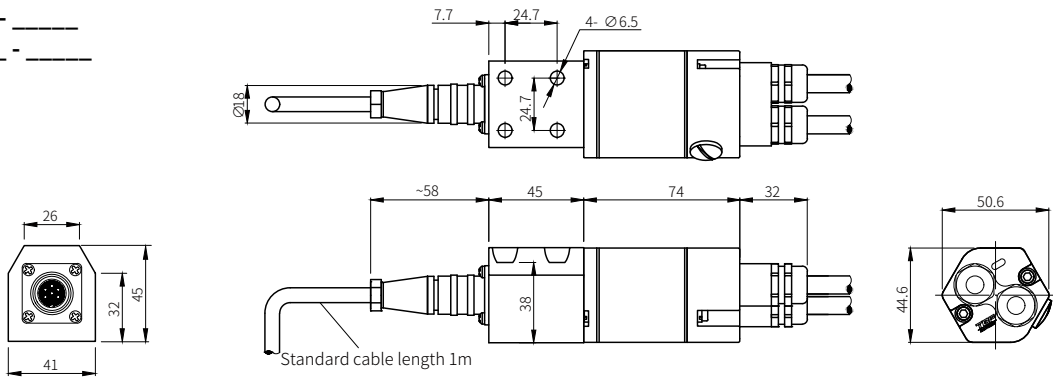
Aviation plug : 6 pin M16 (male) + 6 pin M16 (female)

T3D- _____ - **D6D6** - _____



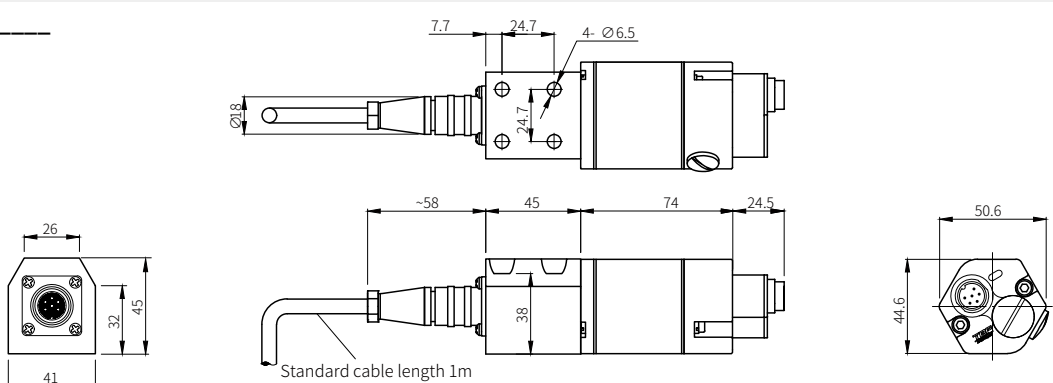
Single/dual straight out cable

T3D- _____ - **RP/T** - _____
 T3D- _____ - **R2P/T** - _____

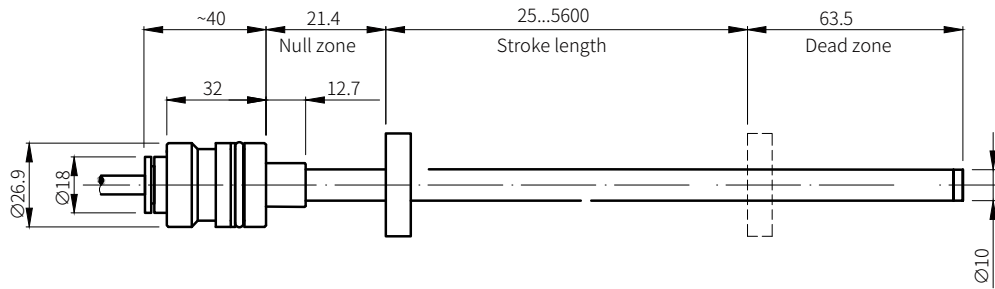


Aviation plug : 6 pin M16 (male)

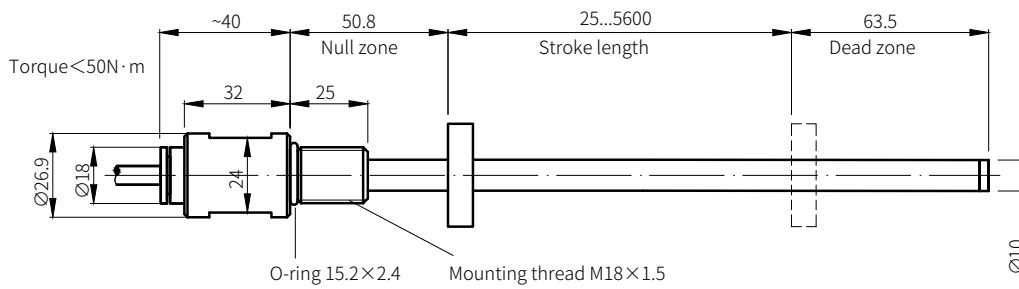
T3D- _____ - **D616** - _____



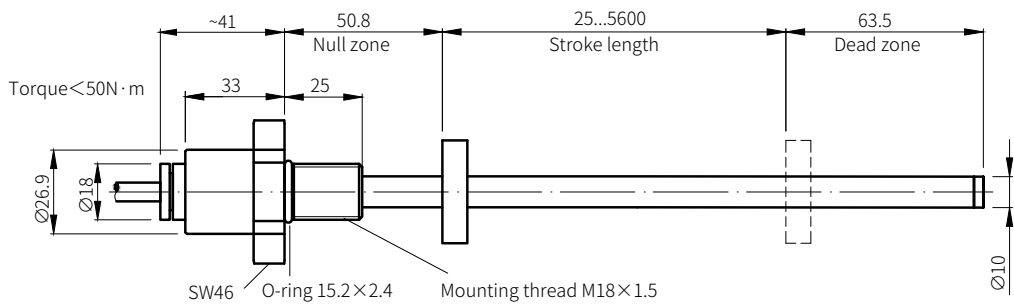
S Type



M Type



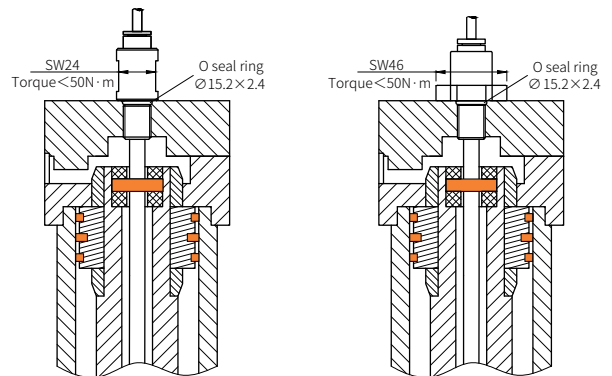
C Type



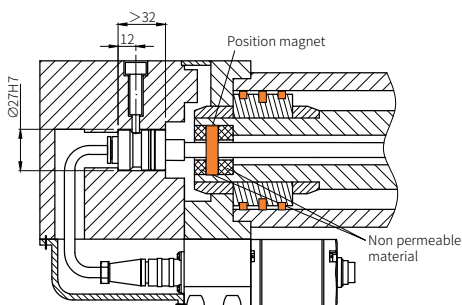
MECHANICAL MOUNTING DIAGRAM

- + Secure the magnet with non-permeable gasket.
- + The size of hole in the piston rod depends on factors such as hydraulic pressure and piston speed. The minimum hole size is $\Phi 13.5$ ($\Phi 10$ measuring rod).

Mounting drawing for M and C Type



Mounting drawing for S Type

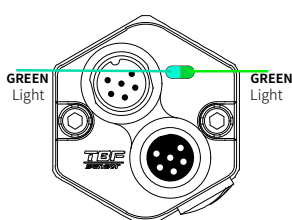


FUNCTION

TECHNOLOGY PERCEIVES THE FUTURE

6 pin M16 male connector	Double 6 pin M16 (male , female) connector	D616/D6D6	PIN	Function
		<p>D616 (male) D616 (female) View on sensor</p>	1 2 3 4 5 6	RxD/TxD-N (Bus) RxD/TxD-P (Bus) DGnd (Bus termination only)* VP (Bus termination only)* 9VDC...36VDC 0 VDC (GND)
5 pin M12 (male, female) connector (B-coded) , 4 pin M8 male connector (A-coded)		D5D48	PIN	Function
		<p>D512 (male) D512 (female) View on sensor</p>	1 2 3 4 5	VP+5N (Bus termination only)* RxD/TxD-N (Bus) DGnd (Bus termination only)* RxD/TxD-P (Bus) Mechanical grounding of cable shield wire
		D408 (male)	PIN	Function
			1 2 3 4	9VDC...36VDC NC 0 VDC (GND) NC
Single/dual straight out cable	Color	Function		
	Brown White Yellow Green	9VDC...36VDC 0 VDC(GND) RxD/TxD-P (Bus) RxD/TxD-N (Bus)		
*Female connector only				

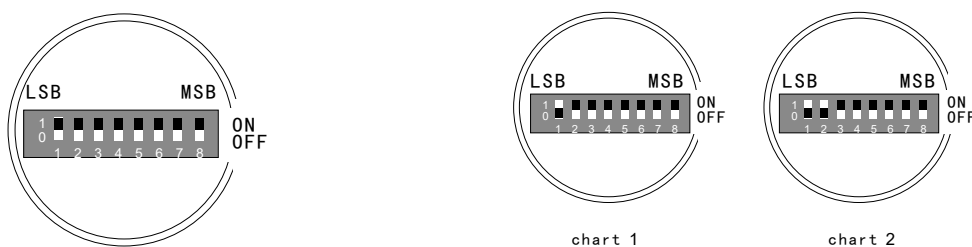
Enhanced monitoring and diagnostic functions



Green light	Green light	Function
ON	OFF	Power on normally
ON	ON	Communication normal
OFF	OFF	No power

Address dialing position description

TECHNOLOGY PERCEIVES THE FUTURE



1. When the needle at position "1" is dialed from "0" to "1", the address is "00000001" (decimal 1), see chart1.
2. When the needles at position "1" and "2" are dialed from "0" to "1", the address is "00000011" (decimal 3), see chart2.
3. By parity of reasoning, when the needle at position "3" is dialed from "0" to "1", the address is "00000111" (decimal 7).
4. When the needle at position "4" is dialed from "0" to "1", the address is "00001111" (decimal 15).
5. When the needle at position "5" is dialed from "0" to "1", the address is "00011111" (decimal 31).
6. When the needle at position "6" is dialed from "0" to "1", the address is "00111111" (decimal 63).
7. When the needle at position "7" is dialed from "0" to "1", the address is "01111111" (decimal 127)

ORDER CODE

T3D - - - - M- - - - 1-P - - - -				
Measuring rod	Stroke length	Connection type		Output
S S type	0025...5600mm	R2P/T__	Dual straight out cable__m	(Output Code)
N M type, M16x1.5	(5mm increments)		high performance / high temperature cable	
M M type, M18x1.5		RP/T__	Single straight out cable__m	
C C type, M18x1.5			high performance / high temperature cable	
			(Fill in zero if less than 2 places)	
		D6D6	Two sets of M16 female and male connectors (6pin)	
		D5D48	Two sets of M12 female and male connectors (5 pin), one M8 male connector (4 pin)	
		D616	One M16 male connector (6pin)	

Profibus-DP Output Code		[1]-P[2][3][4]-[5][6]	
[1]System	[2][3][4] Output	[5][6]Magnet number	
1 Standard	101 Profibus-DP, 1...20 magnet, displacement	01	one magnet
	102 Profibus-DP, single magnet, displacement	02	two magnets
	105 Profibus-DP, 1...15 magnet, position and velocity, internal linearization
	(The specified error is valid for single magnet.)	20	twenty magnets

Model selection | Model: T3D-M-0600M-D616-1-P102-01

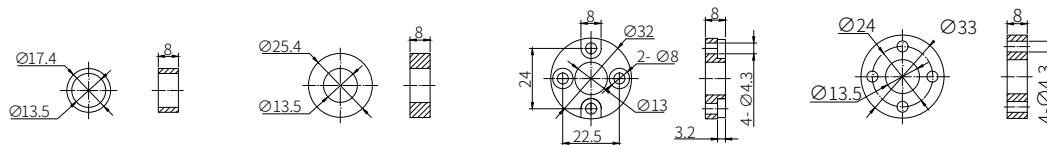
Explanation: T series III generation, T3D split type sensor with measuring rod M type, mounting thread metric M18x1.5, stroke length 600mm, 6pin M16 aviation plug, standard, Profibus-DP output, displacement, single magnet.

Please contact us for more customized products.

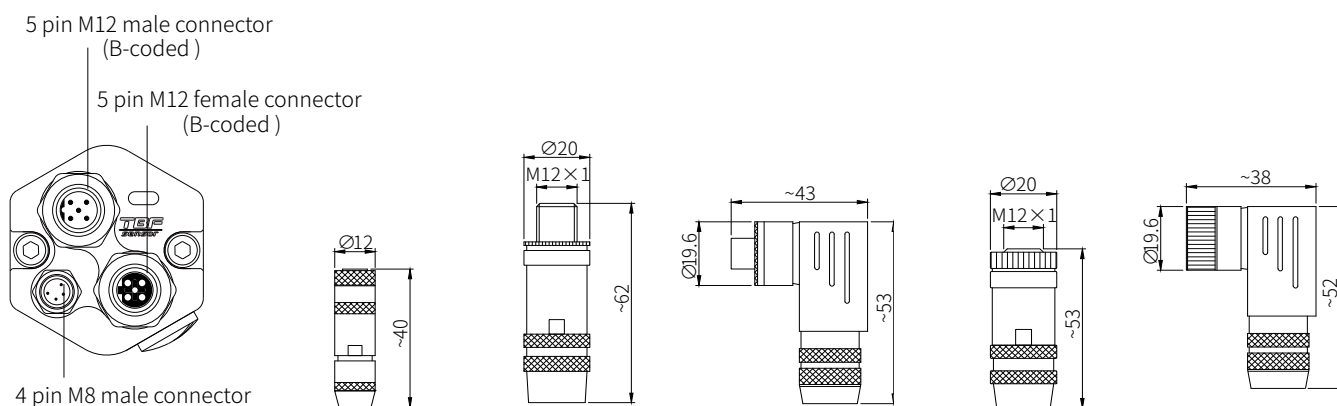
www.tbfsensor.com

PARTS SELECTION

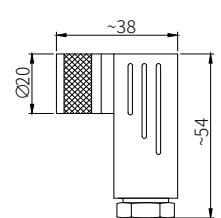
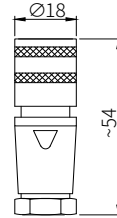
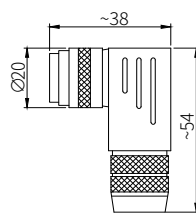
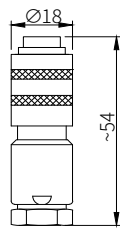
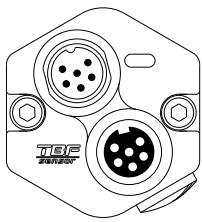
TECHNOLOGY PERCEIVES THE FUTURE



Name	Ring magnet	Ring magnet	Ring magnet	Ring magnet
Operating temperature	-40...125°C			
Order code	12-1032	12-1019	12-1024	12-1001
Fitting non-permeable gasket				
Name	Non-permeable gasket	Non-permeable gasket	Non-permeable gasket	Non-permeable gasket
Operating temperature	-40...125°C			
Order code	12-1037	12-1021	12-1025	12-1008



Name	4 pin M8 female connector	5 pin M12 male connector	5 pin M12 male connector (90 degree angle)	5 pin M12 female connector	5 pin M12 female connector (90 degree angle)
End view drawing		(B-coded) 	(B-coded) 	(B-coded) 	(B-coded)
Material	Galvanized nickel				
Fitting diameter	3.5...5mm	6...8mm			
Connection	Welding	Threaded			
Order code	18-1001	18-2002	18-2004	18-2001	18-2003



Name	6 pin M16 male connector	6 pin M16 male connector (90 degree angle)	6 pin M16 female connector	6 pin M16 female connector (90 degree angle)
End view drawing				
Material	Galvanized nickel			
Fitting diameter	6...8mm	6...8mm	4...6mm	6...8mm
Connection	Welding			
Order code	18-3002	18-3004	18-3001	18-3003

TBF Electronic Technology GmbH(German branch)

Felix-Wankel-Str.1 1.OG 85221 Dachau, Germany

Tel: +49(0)8131 337578-0

E-mail: info@tbfsensor.com

Beijing Tebeifu Electronic Technology Co., Ltd.

Building 6, Dazu Enterprise Bay,

8th yard of Liangshuihe 2nd street, BDA P.R.China

Tel: +86 10-67948976 67948916

Fax: +86 10-67948979

Mailbox: sale@tbfsensor.com

www.tbfsensor.com

